

Ecology and behaviour of the hazel dormouse *Muscardinus avellanarius* prior to and during the hibernation period

Leonardo Gubert¹, Robbie McDonald¹, Jonathan Bennie¹, Fiona Mathews²

¹University of Exeter

²University of Sussex

Leonardo Gubert -  [0000-0002-4316-4481](#)

Robbie McDonald -  [0000-0002-6922-3195](#)

Jonathan Bennie -  [0000-0003-4394-2041](#)

Fiona Mathews -  [0000-0002-2580-2769](#)

Abstract:

The hazel dormouse is mainly an arboreal species with nocturnal habits that, in northern European countries, moves down to the ground to hibernate in the autumn where they stay until spring at locations not well understood. To prepare for hibernation, dormice accumulate fat reserves necessary to maintain vital bodily functions when food supply is lower and the energy cost of staying active exceeds the amount of energy that can be harvested in their habitat.

Little is known about the hibernation ecology of hazel dormice or where they go in the winter. In this study, different methods to identify dormouse hibernacula were used: telemetry, systematic searches, and wildlife detection dogs. The movements of 31 individuals prior to and during hibernation were observed using radiotelemetry. Weight measurements of eight wild hazel dormice were recorded during the hibernation period and the rate of weight loss of each individual calculated as proportion of body mass per day. A total of 44 hazel dormouse hibernacula were identified: 24 by telemetry, 20 by systematic searches and none by wildlife detection dogs. Telemetry results indicated that dormice selected sites for their hibernaculum within 43 m (SD=30) from the place where they were captured while active, suggesting that hibernation normally takes place within their home range. The timing of hibernation varied amongst individuals, with some dormice remaining active and feeding throughout the month of December. On average dormice lost 0.47% of their body mass per day during hibernation bouts. Despite dormice hibernating largely in leaf litter on the woodland floor, often at conspicuous locations, detecting hibernacula without the use of radiotelemetry proved labour intensive but possible through systematic searches. The fact that hazel dormice lose a relatively high proportion of their body mass during the winter highlights the challenges wild animals face to survive hibernation.

Keywords: Home range, Dormouse, Weight loss, Hibernation, Radio tracking.

Received: 2023-03-07

Revised: 2023-09-23

Accepted: 2023-09-29

Final review: 2023-04-26

Short title

Hibernation ecology and behaviour of the hazel dormouse

Corresponding author

Leonardo Gubert

University of Exeter; email: leogubert@yahoo.com

Introduction

The hazel dormouse is known for its ability to hibernate for long periods of time in temperate climates, but hibernation is still one of the least known aspects of the species' ecology. As primarily arboreal rodents, adult hazel dormice are relatively sedentary and have home ranges of around 0.5–1.0 ha during the active season (Bright and Morris, 1991; Goodwin et al., 2018; Juškaitis, 1997). Juveniles generally settle in their permanent home ranges in the autumn of the year in which they are born. Most research on the species' movements and dispersal in temperate climates is focused on the active season between spring and autumn (Juškaitis, 1997; Bright and Morris, 1991). During this period, individuals, particularly juveniles, have been recorded travelling distances of hundreds of metres, particularly by juveniles that are born earlier in the year (see summary in Juškaitis, 2014). Hazel dormice typically build natural nests in thick scrub, hollows and crevices in shrubs and trees and along hedgerows feeding on different foods varying with their availability throughout the year (Bright and Morris, 1993; Juškaitis and Baltrūnaitė, 2013).

At the end of the year, when food supply is low and the energy cost of staying active exceeds the amount of energy that can be harvested in their habitat, hazel dormice hibernate (Bright et al., 2006). For that purpose, hazel dormice abandon their usual arboreal behaviour to find a suitable location on the ground (Bright and Morris, 1996), although little is known about how far they travel to find such places. In Britain, hibernation can take place between October and May (Bright et al., 2006). In preparation for the winter, hazel dormice increase their body weight by accumulating fat reserves to increase their chances of survival (Bright and Morris, 1996). This influence of body weight and surviving hibernation is supported by a study of captive animals by Csorba (2003) suggesting that initial body weight is critical and attributed that the 44% mortality rate overwinter were from animals weighing <15g (predation excluded). A similar long-term study on the mortality of wild hazel dormice based on capture-mark-recapture methodology using nest boxes in Lithuania suggests that 64%–72% of the populations do not survive the winter months due to starvation (e.g. animals failing to accumulate enough fat reserves) and predation (Juškaitis, 1999), with animals losing on average 33% of their body weight over the hibernation period.

Once on the ground, hazel dormice generally build nests for individual use (Vogel and Frey, 1995) although communal nests have been reported at least once (see Juškaitis, 2014). These nests are constructed in a similar way to the ones built in the canopy earlier in the year, using locally sourced materials (Verbeylen et al., 2017; Gubert et al., 2022) and can be occupied for several months at a time (Juškaitis, 2014).

Most previous research has focused on the physiology of hibernation in captive animals (Pretzlaff et al., 2021, Walhovd 1976, Walhovd and Jensen 1976). Others describe where winter nests have been found (Bright, 1992; Gubert et al., 2023; Verbeylen et al. 2017,) as well as the size of winter nests (Kahmann and von Frisch, 1950; Vogel and Frey, 1995). But little is known about the winter behaviour of wild hazel dormice. In particular, dormouse movements and dispersal between the autumn and spring is largely unknown and, apart from Lemmers et al. (2022), there is virtually no published information about the distance between summer nest sites and hibernaculum. Similarly, there is no evidence on whether hazel dormice are able to forage and increase body weight during the hibernation season to boost survival chances.

A key challenge in studying wild hibernating dormice is the difficulty of finding their hibernacula in the wild. Because of their low density and the inconspicuous nature of their hibernation nests, it is not an easy task and has historically been recorded through incidental finds by people involved in woodland management or recreation. There have also been many anecdotal reports of hibernating animals being found in garden sheds, flowerpots, compost heaps, and other unusual locations (Juškaitis and Büchner, 2013). Identifying hazel dormouse hibernacula in the wild is not only useful for understanding the species' ecology, but also has crucial implications for conservation. With hibernation being one of the key stages of the hazel dormouse life cycle, habitat disturbance during this period can greatly affect overwinter survival rates (Trout et al., 2012). Whilst in hibernation, hazel dormice are vulnerable to predators and to trampling by domestic animals or human activities, such as recreation, development and woodland management (Bright and Morris, 1996).

Many studies on hazel dormice ecology during the active season have successfully employed telemetry (see summary in Juškaitis, 2014) and, to a lesser extent, used this method to locate hibernacula (Bright and Morris, 1996; Gubert et al., 2023;

Lemmers 2022; Verbeylen et al., 2017,). This technique might be helpful in addressing gaps in behaviour during the period prior to hibernation, particularly with respect to the use of resting places and ranging.

Systematically searching for hibernacula is another method that has recently become more widely used in Britain at development sites. This involves ground “fingertip” searches of suitable habitats during the hibernation season prior to habitat clearance and is often a condition of project specific derogation licences to minimise the risk of death or injury to a species protected under the Habitats Directive.

There is substantial collective evidence that trained dogs can be an effective tool in detecting several different species of mammals. Detection dogs have been used on species such as bush dogs in South America (Dematteo et al., 2009), bats and hedgehogs in the United Kingdom and North America (Arnett, 2006; Mathews et al., 2013; Stanhope 2015), grizzly and black bears in Canada (Clare et al., 2015; Wasser et al., 2004), bobcats in United States (Harrison, 2006) and even to locate invasive species of plants (Goodwin et al., 2010).

The aim of this paper is to: (1) establish whether hazel dormice hibernate within their home range by investigating Euclidean distances from rest sites in the autumn to hibernaculum, (2) measure weight loss during hibernation and (3) detail aspects of behaviour prior to and during the hibernation period.

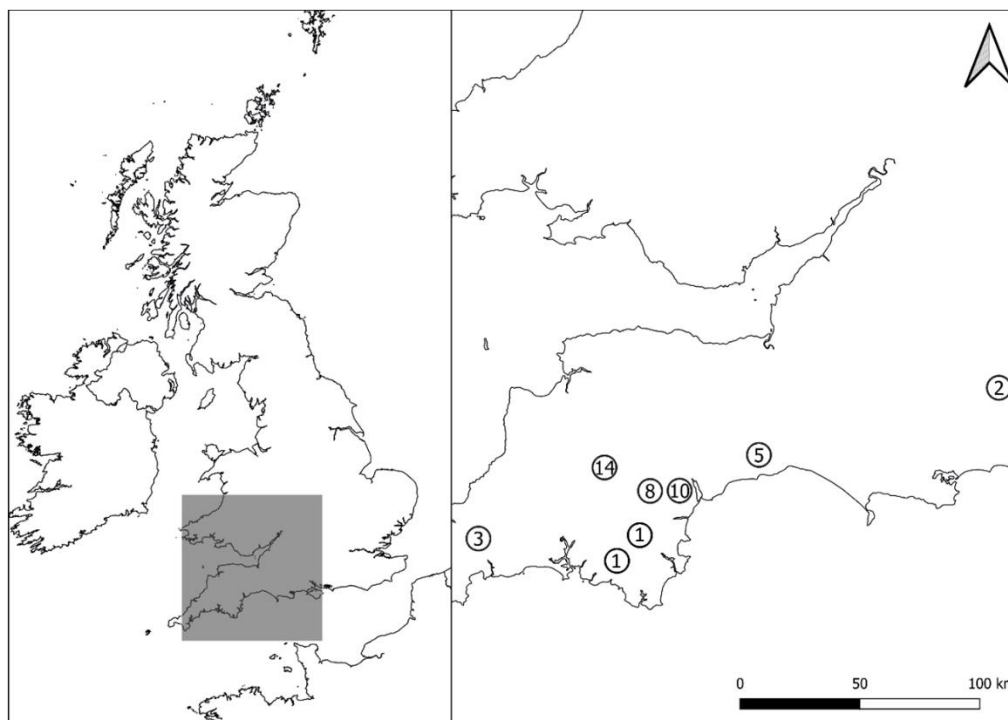
Methods

Study areas

The study was conducted at 18 sites in southwest England (Fig 1), in areas of broad-leaved and coniferous woodland, roadside habitats, and hedgerows in different central and southern areas of England where dormice had previously been recorded. These locations represent the main habitat types used by the hazel dormouse in Great Britain. Apart from hedgerows, the study areas included other vegetation types that formed a mosaic of habitats, comprising scrub, grasslands, marginal vegetation, and woodland edge.

At each position where a hibernaculum was located, records of habitat characteristics such as vegetation type, dominant tree or shrub plant species, ground cover were taken.

Figure 1 - Location of the study areas in southern England. Numbers in circles indicate number of hibernacula identified in the area.



Methods used to identify hazel dormouse hibernacula

Radio tracking (Telemetry)

Thirty-two wild dormice were captured from nest boxes at eight different sites in Devon, southwest England, between 28 October and 24 November 2016. The animals captured were 14 males (11 adults and three juveniles) and 18 females (nine adults and nine juveniles). The captures were timed just before the arrival of the first cold weather front in autumn whilst dormice were still active in the canopy and using nest boxes. Each captured dormouse was weighed, sexed, scanned for Passive Integrated Transponder (PIT) tags at sites where this method was being used as part of a parallel investigation, fitted with a radio-transmitter collar (Type PIP3 mounted on a Teflon ribbon collar (tag size 13mm x 7mm x 4mm and total weight of 0.89 gram), Biotrack Ltd, Wareham, Dorset, UK, Fig 2.2) and released back into the same nest box immediately after. Initially, all animals were fitted with a lighter version of the radio-transmitter collar with a battery life of four to five weeks and at the end of this period,

nine animals had their collars replaced by a slightly heavier collar with a bigger battery with expected life of 12 weeks (tag size 13mm x 8mm x 9mm and total weight of 1.4 gram). The new Teflon ribbon collar design was trialled using dummy tags on three bank voles *Myodes glareolus* in the lab and on a captive dormouse at Paignton Zoo in Devon, UK, over a three-week period to test and practice collar fitting methodology and assess any impacts on animal welfare.

Radio tracking in the field was undertaken using an Australis 26 scanning receiver and a handheld Yagi three element directional folding antenna (Titley Scientific, Coppull, Lancashire, UK). Positions of collared animals were recorded every one to five days at each site using Survey 123 for ArcGIS (version 1.1 for Android mobile phone) with an estimated accuracy of up to 5 metres and mapped using QGIS system (QGIS Development Team, 2020). At every handling opportunity, a visual assessment of the general health of each radio tracked dormice (looking for signs such as fur loss, weight loss and any visible injuries) was made to ensure that the collar had no obvious detrimental impact on the welfare of animals. Records of losses to predation and/or natural causes were taken, and dead animals were submitted to the Zoological Society of London for post-mortem examination.

Field and lab work in this study was conducted under licence from Natural England 2015-11955-SCI-SCI, Home Office PPL 3003431 and PIL I69D694C7, and with the approval of the University of Exeter College of Life and Environmental Sciences animal ethics committee.

Systematic searches

Details of hibernation nests have been collected from systematic searches, often carried out as part of protected species licensing conditions, by the research team and a wider community of ecologists. This method involved searching the woodland floor for dormouse hibernation nests by hand. This 'fingertip method' is often used to locate hibernating dormice for development purposes, although no clear protocol yet exists. For this study, the woodland floor was thoroughly searched through leaf litter, moss and ivy *Hedera helix* covered ground, root systems, tree bases, crevices, burrows (as far as practicable), under moveable stones, fallen tree branches and brash, and ground vegetation.

Wildlife detection (search) dog

A 3-year-old Labrador retriever with a proven track record in wildlife detection was specifically trained to detect dormouse hibernation nests by a specialist trainer (Mick Swindells of Search Dogs United Kingdom) during the winter of 2016 and a follow up training session in 2017. Hibernation and summer nests were provided to aid the dog to identify the scent and training was completed within 6 weeks. Regular training was given throughout the winter to reinforce the search protocol with practice sessions involving hidden nests at typical hibernaculum locations in woodland, woodland edge, scrub and grassland habitats.

Once training was complete, the search dog was taken to six different locations within known hazel dormouse territories to search for hibernacula during February and early March in 2016 for a period of 10 days. At four of these sites, dormouse hibernacula locations had already been previously identified by another method (e.g. telemetry) and was used to determine search dog capability to detect dormouse hibernacula in the wild. The sites were revisited again during late autumn 2016 over a period of four days, once the search dog completed the refresher training session.

Data analysis

The Euclidean distances between paired points of 32 hazel dormice, classified as place of capture, canopy nest(s) and hibernation nest(s), were calculated on QGIS and rounded up to the nearest metre. Linear mixed-effects models were then run separately, including/excluding points obtained from nest box locations since these locations are not randomised. Using the distance between paired points as a response variable, the models were used to test whether the classification of the paired points (fixed response variable), predicted the distance between the points using individual animal id as random effect. This model assumes that if hibernation nests tend to be outside, or at the margins of animal's home range, distances containing hibernation nests are expected to be further than other nest types. The significance of results was tested using Analysis of variance (ANOVA).

Daily weight loss of eight individual dormice was calculated as proportion from the last weight measurement before entering hibernation and the subsequent readings obtained during collar changes or releases. Weight measurements were taken to the nearest 0.5g using a Pesola spring scale with an estimated accuracy of 0.3%. Weight

loss is modelled as a linear function of time with individual's weight as response variable, days between consecutive measurements over hibernation bouts as a fixed linear effect and individual id as random effect.

All statistical analyses were conducted using R (v 4.03) within the R studio environment (R Core Team, 2017; R Studio Team, 2020) and package 'lme4'.

Results

The locations of 44 hazel dormouse hibernacula were identified as part of this study: 24 by telemetry and 20 by systematic searches. The wildlife detection dog found no nests. The location of hibernacula varied but the majority were found in the leaf litter on the woodland floor (n=33), the remaining under or anchored in ferns (n=3), in hazel stools (n=3), open ground adjacent to woodland or hedge (n=3), on a hedge bank (n=1) and surprisingly, on highway concrete structure under moss and grass (n=1). Despite the arrival of cold weather fronts and the leaf fall within their habitat, most dormice were still active at the beginning of November often using inconspicuous natural nests (Fig 2).

Figure 2 - Photographs detailing methodologies used in dormouse searches and examples of ‘summer’ natural nests. a) dormouse fitted with radio collar, b) example of pre-hibernation nest location in tree crevice, c) example of low “summer” nest in bramble, d) dormouse “summer” nest at the base of a hazel shrub, e) dormouse “summer” nest in grass tussock just above ground level, f) nest in gorse being used late in autumn when deciduous trees are dropping their leaves, and g) wildlife search dog in action.

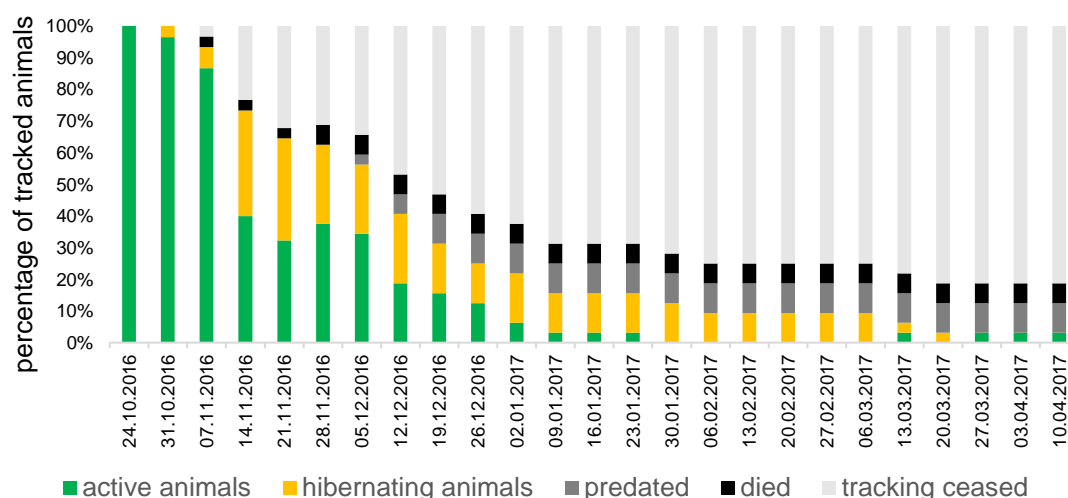


Identifying location of hazel dormouse hibernacula*Radio tracking*

Thirty-two hazel dormice were fitted with radio collars from late October to mid-November resulting in 1241 tracking days and an average of 44 days per collared dormouse. A maximum of 28 individuals were tracked simultaneously during a period of two weeks at the beginning of November. Within one month from the beginning of the radio tracking exercise, five active individuals could not be located within 1 km radius of the study areas; three were recaptured in nest boxes wearing damaged/chewed tag casings (with the electronic components exposed) that were removed; one collar was found on the ground and another individual, recognised by its subcutaneous microchip, was found without the collar in a nest box near to where it was originally captured. Contact with four other dormice was lost once they had left their hibernaculum later in the winter, possibly due to malfunction, predation, or collar damage by other dormice.

By mid-November nearly half of the tracked dormice were hibernating (Fig 3). At the end of November, the collars fitted with a battery life of four weeks were being removed or replaced. Dormice that had collars replaced whilst they were in hibernation, moved their hibernaculum location in every instance from as soon as the following night following collar removal to up to two weeks later, except for one adult male that remained in the same nest for a further eight weeks until emerging from hibernation by the beginning of April.

Figure 3 - Weekly summary of dormouse activity during radio tracking between October 2016 and April 2017 at eight different sites in Devon, southwest England.



In total, fifteen dormice were tracked to their hibernaculum (see Fig 4 for examples). Some animals moved to new hibernaculum locations hence tracking resulted in the discovery of 24 different hibernacula (Table 1). Four individuals moved once to new hibernacula, one moved twice, and another built four different hibernacula moving three times over its hibernation period.

Table 1 –Number of hibernacula constructed by radio tracked hazel dormice and their behaviour after handling events associated with collar replacement or removal.

Animal id	Sex	Age	Number of hibernacula built	Notes
J776	Male	Adult	4	Three handling events in total: moved hibernacula after 2 nd and 3 rd times
J807	Male	Adult	2	Moved hibernaculum after handling
J790	Male	Adult	1	Stayed in hibernaculum after handling
J778	Female	Juvenile	1	Stayed in hibernaculum after handling
J772	Female	Juvenile	1	Stayed in hibernaculum after handling
J775	Male	Adult	2	Stayed in hibernaculum after handling
J782	Female	Juvenile	1	Stayed in hibernaculum after handling
J870	Male	Adult	1	Stayed in hibernaculum after handling
J788	Female	Adult	1	Left hibernaculum and became active after handling
J774	Male	Adult	2	Stayed in hibernaculum after handling
J797	Male	Adult	2	Moved hibernaculum after handling both occasions
J806	Female	Adult	1	Moved hibernaculum after handling
J785	Male	Juvenile	1	Moved hibernaculum after handling
J792	Female	Adult	3	Moved hibernaculum after all three handling events
J799	Male	Adult	1	Stayed in hibernaculum after handling

Systematic searches

The time spent on searches varied according to ground conditions, vegetation cover, depth of leaf litter, moss cover, scrub cover, topography, presence of rocks and fallen branches, cavities, burrows, etc. Sites with a thick, well established ground layer of ivy, proved to be the most difficult for fingertip searches as these plants often sits above the leaf litter and, at wetter sites, a sublayer of mosses is often present. With these conditions considered, one hour of thorough ground searches covered between 70m² to 150m², taking on average approximately four hours of searching time to find one hibernaculum, based on data from 10 nest searches by the same surveyor at four different sites with distinct ground cover.

Wildlife detection (search) dog

Despite the intensive training and 14 days of attempts at different sites, ground cover and weather conditions, the search dog was not able to accurately identify

wild dormouse hibernacula. The dog was able to detect summer and hibernation nests hidden by the research team in vegetation and leaf litter up to a day in advance of the survey within a radius of 25 metres but failed to identify the location of wild hibernacula that had been previously identified by telemetry in several instances. Curiously, the search dog proved capable of identifying remains of dormouse summer nests on the woodland floor that had been cleared out of nest boxes two months earlier.

Mortality during radio tracking period

Predation in the hibernaculum was observed in two occasions: one individual seemed to have been predated by a mammalian predator with clear marks of chewing, and the other was likely to have been by bird as parts of the skin was “pulled off” rather than chewed; in both circumstances there were parts of the body still recognisable. Another dormouse was depredated in the same nest box in which it had been captured, after emerging from a weeklong hibernation bout at a site 141 metres away, with clear marks of chewing at top the skull being the only visible lesion.

Two other dormice, one juvenile male and an adult female were found to be in poor health whilst active in a nest box and natural nest respectively and had their collars removed immediately but were found dead at later visits. A post-mortem examination of the adult female carried out by veterinarians at Zoological Society of London on the adult female identified pneumonia as main cause of death.

Pre hibernation movements

Results of the linear mixed-effects models indicated that there were no significant differences in the distances from places of capture to canopy nests or hibernacula including ($p=0.221$) or excluding ($p=0.113$) capture events in nest boxes, suggesting that dormice largely remain within their home range. We found that the mean distance from place of capture to hibernaculum location was 43 m ($SD=30$). Juveniles were found to move further away from place of capture to other canopy nests than adults while active ($\bar{x}=73m$ ($SD=53$) and 44 m ($SD=35$) respectively) and chose to hibernate at further locations than adults ($\bar{x}=48$ m ($SD=29$) and 42 m ($SD=32$) respectively). Our findings indicate that 10 of the 32 radio tracked dormice, adults and juveniles of both sexes, moved to canopy nests beyond distances of >100 metres prior to hibernation, which is likely to be beyond

their expected home range (Fig 5). During this period of pre-hibernation activity, dormice were tracked to natural nests in mature trees such as oak *Quercus robur*, willows *Salix spp*, and alder *Alnus glutinosa*, often with thick ivy cover (n=10), grey squirrel *Sciurus carolinensis* dreys (n=3), concealed wild nests in low growing scrub such as gorse and bramble (n= 8), purple moor grass *Molinia caerulea* tussocks (n=2), and low nests at the base of hazel *Corylus avellana* shrubs (n=2, Fig 2). Except for one adult female that moved 141 m from its place of capture to hibernaculum location, most animals chose to hibernate within their expected home range. One male juvenile did not move nests during the six weeks tracking period and was consistently tracked back to the same nest box where it was captured. The animal was found both active and in torpor, it was also noted that the body weight varied between monitoring visits, indicating that it must have been actively feeding at night.

Figure 4 - Examples of hibernation nests and hibernaculum locations. a) nest constructed with bracken and pine needles next to Scots pine *Pinus sylvestris*, b) hibernaculum location in hazel coppice, c) hibernaculum location anchored in leaf litter on steep slope, d) hibernaculum located in hazel stool in hedgerow, e) inconspicuous hibernaculum constructed with bracken bark in south facing exposed clearing by woodland edge, f) hibernaculum in woodland floor by hazel stool, g) well-hidden hibernation nest in leaf litter under sparse bramble and, h) hibernaculum constructed at the base of hard fern *Blechnum spicant* next to footpath.


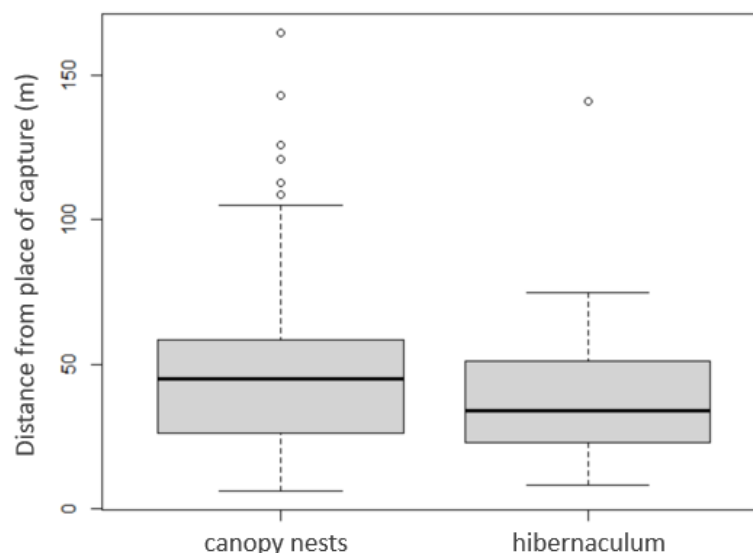


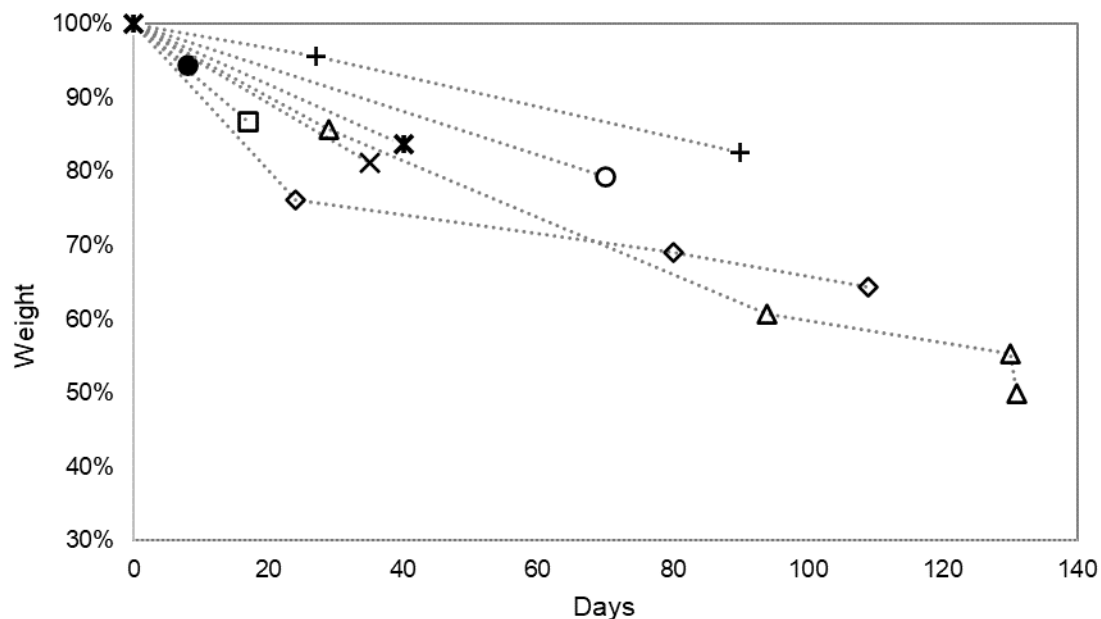
Figure 5 - Euclidean distance from dormouse place of capture to natural nests (places of rest) in the canopy and to hibernaculum. Boxes represent the range of distances recorded, black lines inside the boxes are the median markers whilst error bars extend upward from the third quartile to the maximum and the other extends downward from the first quartile to the minimum. Dots (outliers) represent the Euclidean distances by individuals above the upper quartile.



Weight loss during hibernation

Results of the linear mixed-effect models indicate that on average dormice lost 0.47% of their body mass per day during hibernation bouts (Fig. 6). During the radio tracking period, an adult female started hibernating on 1 November at a mass of 28g, and at the last capture occasion in mid-March, 131 days later, it had a mass of 14g. This individual moved hibernaculum location three times and, between the last two weighing events taken on two consecutive days (15.5g and 14g respectively), revealed a loss 10% of its body weight over night after full arousal and leaving hibernaculum for a nest at the base of a hazel shrub over 50 metres away. Another tracked juvenile male weighing 13g in late October remained active and feeding through November and was recorded weighing 18g in early December, moving to a hibernation nest on 2 January at 15.5g. It remained in the hibernaculum for two weeks before moving to a nearby nest box where it stayed between bouts of torpor and activity. The final weight, recorded at the end of January when the radio collar was removed, was 13g, the same as when radio tracking started.

Figure 6 - Percentage of body weight loss during hibernation period of eight individual wild dormice in southwest England.



Discussion

Both radio tracking and systematic searches proved efficient in locating dormouse hibernacula. The use of telemetry, except for a few studies (Bright and Morris, 1991; Bright et al., 1996; Lemmers, 2022; Verbeylen et al., 2017), is a methodology that has not been used to a great extent to investigate hazel dormouse behaviour in winter months.

Telemetry proved an effective method to identify hibernaculum locations whilst providing opportunities to investigate aspects of the species ecology such behaviour and habitat use, timing of hibernation, movements, selection of resting sites and weight gain/loss prior and during hibernation period. However, equipment is costly (each radio collar £150, telemetry receiver and antenna approximately £1500 in August 2016), liable to faults, requires training, while permits and licenses that can be expensive and time consuming to obtain are also required. Systematic searches, on the other hand, are a relatively simple method for locating hazel hibernacula, but can be difficult to conduct over large areas, it is intrusive by causing disturbance to woodland floor cover, its accuracy is associated with survey effort, habitat

characteristics, surveyor thoroughness, and it is inevitably prone to bias (Juškaitis, 2014).

Notwithstanding its advantages, radio tracking wild dormice prior to hibernation can be challenging in many aspects. For example, in this study it was not expected that animals would remain active during late autumn often choosing to remain in the tree canopy during spells of warmer temperatures. Fitting radio collars to animals that were at the top of their weight just before hibernation also proved challenging as collars cannot be fitted too tightly, to avoid discomfort to the animal, or too loosely because it might to come off with expected weight loss. Conversely, animals that were still relatively light and actively foraging, could not have their collars fitted too tightly as weight increase was still expected. Another issue that became apparent is that autumn is a period of higher social interaction, when nest box sharing increased and it became common to find animals in pairs or groups of three or more individuals (Bright and Morris, 1990; Morris, 2004). It was probably during such social events that resulted in some radio tags being gnawed beyond repair.

Despite reports of at least two previous cases of dogs finding hibernating hazel dormice on the forest floor in the literature (see summary in Juškaitis, 2014) and the effective use of search dog in many wildlife species' surveys where success rate has been much greater than human surveyors (del Valle et al., 2020; Mathews et al., 2013; Harrison, 2006; Long et al., 2007), this approach did not prove viable as a survey method on this occasion. However, it is important to point out a limiting factor that only one dog was used in this study. We conclude that the scent originating from hibernating dormice was not conspicuous enough, even for a trained and experienced animal. A similar conclusion was drawn by a team of researchers in Germany where two search dogs were used but unable to detect dormouse hibernacula (B Schulz pers. comm., 2017). With the reduction in metabolic functions during hibernation, dormice are likely to have evolved to avoid disturbance and detection by potential predators. The diversity of the habitat around their hibernacula (Gubert et al., 2023) and the use of different materials to build hibernation nests (Gubert et al., 2022; Verbeylen et al., 2017), may mean that a predator cannot develop a 'search image' which would lead to systematic finding and predation, as suggested by Bright and Morris (1996). Also,

there is likely to be strong evolutionary pressure for being inconspicuous during hibernation to avoid predation (Ruf and Bieber, 2023)

The verified mortality of radio tracked individuals during field observations was 16% (n=5), but the actual figure could be as high as 47% if equipment failure is discarded (e.g. battery/tag failures). High overwinter mortality of wild hazel dormice is reported in the literature (Bird et al., 2012; Csorba, 2003; Juškaitis, 2014) and has been described as being around two thirds of the population based on mark-recapture techniques (Juškaitis, 1999) but without distinguishing the numbers lost to predation and natural causes. Overwinter mortality under controlled conditions with predation excluded has been reported as being 44% (n=18; Csorba, 2003).

We observed predation at the hibernaculum in two instances, but Verbeylen et al. (2017) reported that nearly a third of the hibernating animals being studied were lost in this way to suspected predators. Predation during the active season just before hibernation was also observed at least once during our study with a female adult found with head injuries in a nest box whilst the animal was likely to be vulnerable in torpor. Similar events have been reported elsewhere and attributed to wood mouse *Apodemus sylvaticus* and yellow-necked mouse *Apodemus flavicollis* as they are known to predate on torpid hazel dormice (Bright and Morris, 1996; Lemmers, 2022; Verbeylen et al., 2017) although the latter is absent from the study areas. It is possible that some of the animals that disappeared from the study area could have been predated and radio tags could not be recovered because of damage or carried further away.

The results of the radio tracking exercise suggest that dormice largely remained within their autumnal home range during the onset of hibernation choosing hibernaculum locations close to their places of rest during the late stages of their active period in autumn. As suggested by Juškaitis (1997), at this time most juveniles have already dispersed and those that stayed have become sedentary. In this study, however, juveniles moved further away from the place of capture than adults, but this may be associated with searches for better foraging areas as they prepare to enter hibernation which is normally later than in heavier adults (Juškaitis, 2014). During the pre-hibernation period, hazel dormice were found to nest in a range of concealed locations, notably mature trees, squirrel dreys and in low growing scrub, highlighting the

importance of habitat structural diversity, especially in the autumn when broadleaved trees and shrubs are dropping their leaves making natural nests in the understorey more conspicuous. We found that the longest Euclidean distance from place of capture to hibernaculum was 160m which is an intermediate value between the maximum distance of 81m reported by Verbeylen et al. (2017) in Belgium and 250m reported by Lemmers et al. (2022) in the Netherlands.

As animals entered hibernation, we found that the rate of weight loss was 0.47% bodyweight/day, which is relatively high when compared to mean estimates of 0.17% bodyweight/day (n=18, including animals that died during the study) reported in a study in a controlled environment where animals fed *ad libitum* (Csorba, 2003). However, the highest rate of weight loss was recorded by Csorba (2003) was 0.64% bodyweight/day by a juvenile that died during the experiment after 96 days in hibernation. The highest rate recorded amongst those that survived hibernation was 0.41% bodyweight/day. Difference is also evident with a capture-mark-capture study (Juškaitis, 2001), where a mean of 33% body weight decrease was observed from the first half of October until the recapture of marked individuals in the spring (males in April and for females in April – early May). For example, marked males weighed an average of 30g in the first half of October and 20g in the spring; using our data, the same individual would be weighing close to 13.5g during similar period of 170 days, representing a loss of 55% of pre hibernation body weight. It is important to bear in mind that in mark recapture studies using nest boxes, the real duration of the dormouse activity season may be a little longer than the period of nest box use, both in spring and in autumn (Juškaitis, 2014) so that the actual weight immediately before and after hibernation is not considered nor is the possibility of extended foraging periods in the autumn that may result in further weight gain. On the other hand, negative impacts of radio collars on individual dormice cannot be ruled out as it has been observed in similar radio tracking exercise (Verbeylen et al., 2017) and may exacerbate weight loss before and during hibernation.

The findings of this study indicate that there are suitable locations for hibernation to take place within the usual home range of the hazel dormouse. The timing of hibernation varied amongst individuals with some dormice remaining active through the month of December and other alternating bouts of hibernation and activity.

Hibernaculum identification proved not to be a simple task but can be facilitated using telemetry, and, to a lesser extent, systematic searches. This study highlighted that the hazel dormice can lose body weight rather quickly during hibernation and revealed that weight gain occurred during the hibernation season, suggesting that animals were able to find food sources during the winter.

Acknowledgements

We would like to thank Paul Chanin, Matt Parkins, David Rickwood, Katharine Evans, Charlotte Marshall, Robin Hill, Betina Winkler, Kate Bennet, Kate O'Neil, Lindsey Mcbean and Chris Walpole for their support, information and/or facilitating/assisting with field work. The authors would like to acknowledge PTES, Kier Highways, National Highways and Forestry Commission for their support during this study. We would also like to acknowledge the input of the two anonymous reviewers whose constructive comments have improved the content of this manuscript.

References

- Arnett, E. B., 2006. A preliminary evaluation on the use of dogs to recover bat fatalities at wind energy facilities. *Wildlife Society Bulletin* 34: 1440-1445.
- Bird, S., Ambrose, M., Tatman, S. & Sanderson, S., 2012. A comparison of demographic statistics between two populations of *Muscardinus avellanarius*, in the north of its UK range. *Peckiana* 8: 215-221.
- Bright, P. W., 1992. Ecology and conservation of the dormouse (*Muscardinus avellanarius*). Doctoral dissertation. University of London, London, UK.
- Bright, P. & Morris, P., 1990. Habitat requirements of dormice *Muscardinus avellanarius* in relation to woodland management in Southwest England. *Biological Conservation* 54(4): 307-326.
- Bright, P. & Morris, P., 1993. Foraging behaviour of dormice *Muscardinus avellanarius* in two contrasting habitats. *Journal of Zoology* 230(1): 69-85.
- Bright, P. & Morris, P., 1996. Why are dormice rare? A case study in conservation biology. *Mammal Review* 26(4): 157-187.

Bright, P. & Morris, P. (1991) Ranging and nesting behaviour of the dormouse, *Muscardinus avellanarius*, in diverse low-growing woodland. *Journal of Zoology*, **224**, 177.

Bright, P., Morris, P. & Mitchell-Jones, A. J. (2006) The Dormouse Conservation Handbook. English Nature, Peterborough.

Clare, J. D., Anderson, E. M., MacFarland, D. M. & Sloss, B. L. (2015) Comparing the costs and detectability of bobcat using scat-detecting dog and remote camera surveys in central Wisconsin. *Wildlife Society Bulletin*, **39**, 210.

Csorba, A. (2003) Influence of body weight on hibernation of the common dormouse (*Muscardinus avellanarius*). *Acta Zoologica Academiae Scientiarum Hungaricae*, **49**, 39.

Dematteo, K. E., Rinas, M. A., Sede, M. M., Davenport, B., Argüelles, C. F., Lovett, K. & Parker, P. G. (2009) Detection dogs: an effective technique for bush dog surveys. *The Journal of wildlife management*, **73**, 1436.

del Valle, J. D., Peralta, F. C. & Arjona, M. I. J. (2020) Factors affecting carcass detection at wind farms using dogs and human searchers. *Journal of Applied Ecology*, **57**, 1926.

Goodwin, C. E., Hodgson, D. J., Bailey, S., Bennie, J. & McDonald, R. A. (2018) Habitat preferences of hazel dormice *Muscardinus avellanarius* and the effects of tree-felling on their movement. *Forest ecology and management*, **427**, 190.

Goodwin, K. M., Engel, R. E. & Weaver, D. K. (2010) Trained dogs outperform human surveyors in the detection of rare spotted knapweed (*Centaurea stoebe*). *Invasive Plant Science and Management*, **3**, 113.

Gubert, L., McDonald, R., Wilson, R., Chanin, P., Bennie, J. & Mathews, F. (2022) The elusive winter engineers: structure and materials of hazel dormouse hibernation nests. *Journal of Zoology*, **316**, 81.

Gubert, L., Mathews, F., McDonald, R., Wilson, R.J., Foppen, R.P., Lemmers, P., La Haye, M. and Bennie, J., 2023. Using high-resolution LiDAR-derived canopy structure

and topography to characterise hibernaculum locations of the hazel dormouse. *Oecologia*, pp.1-13.

Harrison, R. L. (2006) From the field: A comparison of survey methods for detecting bobcats. *Wildlife Society Bulletin*, **34**, 548.

Juškaitis, R. (1997) Ranging and movement of the common dormouse *Muscardinus avellanarius* in Lithuania. *Acta Theriologica*, **42**: 113.

Juskaitis, R., 1999. Winter mortality of the common dormouse (*Muscardinus avellanarius*) in Lithuania. *Folia Zoologica*, 48:11-16.

Juškaitis, R., 2001 Weight changes of the common dormouse (*Muscardinus avellanarius* L.) during the year in Lithuania. *Trakya Univ. J. Sci. Res. Ser. B*, **2**, 79.

Juškaitis, R. (2014) *The Common Dormouse "Muscardinus Avellanarius": Ecology, Population Structure and Dynamics*, 2nd edn.: Nature Research Centre Publishers.

Juškaitis, R. and Baltrūnaitė, L., 2013. Feeding on the edge: the diet of the hazel dormouse *Muscardinus avellanarius* (Linnaeus 1758) on the northern periphery of its distributional range. *Mammalia*, 77(2):149-155.

Juškaitis, R. & Büchner, S. 2013. *The hazel dormouse: Muscardinus avellanarius*. Westarp Wissenschaften-Verlagsgesellschaft mbH.

Kahmann, H. & von Frisch, O. (1950) *Zur Ökologie der Haselmaus (Muscardinus avellanarius) in den Alpen*. Fischer (in German).

Lemmers, P., van der Putten, T., Vonk, L., Krekels, R., Müskens, G., Bekker, D.L., La Haye, M., & Foppen, R.P.B. (2022). Hazel dormouse telemetry survey 2018-2019 – Investigation of autumn activity and winter habitats. *Natuurbalans - Limes Divergens* BV / Zoogdiervereniging, Nijmegen (in Dutch).

Long, R. A., Donovan, T. M., Mackay, P., Zielinski, W. J. & Buzas, J. S. (2007) Effectiveness of scat detection dogs for detecting forest carnivores. *The Journal of Wildlife Management*, **71**, 2007.

Mathews, F., Swindells, M., Goodhead, R., August, T. A., Hardman, P., Linton, D. M. & Hosken, D. J. (2013) Effectiveness of search dogs compared with human observers in locating bat carcasses at wind-turbine sites: A blinded randomized trial. *Wildlife Society Bulletin*, **37**, 34.

Morris, P. A. (2004) Dormice. British natural history series. Linton: Cromwell Press.

Pretzlaff, I., Radchuk, V., Turner, J. M. & Dausmann, K. H. (2021) Flexibility in thermal physiology and behaviour allows body mass maintenance in hibernating hazel dormice. *Journal of Zoology*, **314**, 1.

R Core Team (2017) R: A language and environment for statistical computing. *PBC*. <https://www.R-project.org/>.

R Studio Team, (2020) R Studio: Integrated Development for R. RStudio, Inc., Boston, MA URL <http://www.rstudio.com/>.

Ruf, T. and Bieber, C., 2023. Why hibernate? Predator avoidance in the edible dormouse. *Mammal Research*, 68(1), pp.1-11.

Stanhope, K., (2015) Ecological Monitoring using Wildlife Detection Dogs: Bat Carcass Searches at the Wanlip Wind Turbine. *Practice – Bulletin of the Chartered Institute of Ecology and Environmental Management*, **88**, 29.

Trout, R. C., Brooks, S. E., Rudlin, P. & Neil, J. (2012) The effects of restoring a conifer Plantation on an Ancient Woodland Site (PAWS) in the UK on the habitat and local population of the Hazel Dormouse (*Muscardinus avellanarius*). *European Journal of Wildlife Research*, **58**, 635.

Verbeylen, G., Andre, A., Desmet, A., Manzanares, L., Mels, B., Pulles, R., Swinnen, K., Vanseuninghen, I., Vermeiren, M. & students (2017) *Nest site selection and use of other habitats by the hazel dormouse Muscardinus avellanarius in Voeren (Flanders)*. Report Natuur.studie 2017/3, Natuurpunt Research Department (Mammal Working Group), Mechelen, Belgium.

Vogel, P. & Frey, H. (1995) The hibernation of the common dormouse *Muscardinus avellanarius* (Gliridae, Rodentia) in nature: nest, frequency of arousal and body

temperature. *Bulletin de la Societe Vaudoise des Sciences Naturelles*, **83**, 217 (in French).

Walhovd, H. (1976) Partial arousals from hibernation in a pair of common dormice, *Muscardinus avellanarius* (Rodentia, Gliridae), in their natural hibernaculum. *Oecologia*, **25**, 321.

Walhovd, H. & Jensen, J. V. (1976) Some aspects of the metabolism of hibernating and recently aroused common dormouse *Muscardinus avellanarius* L.(Rodentia, Gliridae). *Oecologia*, **22**, 425.

Wasser, S. K., Davenport, B., Ramage, E. R., Hunt, K. E., Parker, M., Clarke, C. & Stenhouse, G. (2004) Scat detection dogs in wildlife research and management: application to grizzly and black bears in the Yellowhead Ecosystem, Alberta, Canada. *Canadian Journal of Zoology*, **82**, 475.

Supplementary Table S1 - Location and habitat description of study areas in England.

Site ref	Latitude	Longitude	Habitat description	Habitat patch size
S1	50.640	-3.541	Coniferous forest with occasional broadleaved trees and shrubs such as oak, beech and hazel. Bramble and bracken are often abundant	1400 ha
F2	50.686	-3.728		170 ha
S2	50.735	-3.979	Linear belts of broadleaved shrubs and trees often with conifers, scrub, ferns, and bracken that forms part of roadside verge planting along dual carriageway trunk roads or railway corridor, in most cases well connected to other habitat patches in the wider landscape.	2 ha
RS2	50.436	-4.764		3 ha
RS3	50.725	-3.653		3 ha
RS4	50.478	-3.777		12 ha
RS5	50.384	-3.909		4.5 ha
RS6	50.461	-4.694		3.5 ha
RS7	51.02	-1.696		10 ha
RS8	50.501	-4.679		0.9 ha
RW1	50.773	-3.086		4 ha
F3	50.726	-3.942	Mature deciduous woodland consisting of pedunculate and/or sessile oak, ash, sycamore, with occasional rowan, beech, and birch. Bramble and bracken are often abundant.	16 ha
S3	50.725	-4.011		12 ha
S4	50.73	-4.007		7 ha
F4	50.564	-3.651		70 ha
F5	50.606	-3.722	Hazel coppice	40 ha
G1	50.726	-3.947	Gardens planted with native and exotic plant species surrounded by broadleaved woodland and scrub habitats.	2 ha
F6	50.951	-3.074	Early succession scrub with birch and bramble connected to mixed woodland.	>100 ha

Supplementary Table S2 - Description of the location where dormouse hibernacula were found and associated search method.

Site ref.	Nest id	No. of nests	Search method*	Hibernaculum location
S1	1	11	SS	Woodland floor under moss
	5		SS	Woodland floor under ivy layer
	10		SS	Woodland floor under ivy layer
	11		SS	Woodland floor in leaf litter
	12		SS	Woodland floor in leaf litter
	13		SS	Woodland floor in leaf litter
	14		SS	Woodland floor under ivy layer
	15		RT	Woodland floor by foot of tree
	16		RT	Woodland floor at base of fern
	17		RT	Earth bank of hedgerow
	18		RT	Woodland floor in bracken litter
F2	19	3	RT	Woodland floor in leaf litter
	20		RT	Woodland floor by hazel stool
S2	27	2	RT	Under moss on concrete wingwall
	28		RT	On steep slope in leaf litter
RS2	7	1	SS	Woodland floor in leaf litter
RS3	43	1	SS	Woodland floor in leaf litter/moss
RS4	42	1	SS	Woodland floor in leaf litter
RS5	64	1	SS	Woodland floor in leaf litter/ivy
RS6	4	1	SS	Woodland floor by foot of tree
RS7	47	2	SS	Woodland floor in leaf litter
	48		SS	Woodland floor in leaf litter
RS8	9	1	SS	Woodland floor in leaf litter
RW1	58	4	SS	Woodland floor in leaf litter
	59		SS	On grassland by woodland edge
	60		SS	Woodland floor in leaf litter
	61		SS	Woodland floor in leaf litter
	62		SS	Rank grass/short scrub on slope
F3	34	5	RT	Woodland floor in hazel stool
	35		RT	Woodland floor in leaf litter
	36		RT	On steep slope in leaf litter
	38		RT	Woodland floor in leaf litter
S3	21	2	RT	Woodland floor by hazel stool
	22		RT	Woodland floor in leaf litter
S4	29	5	RT	Wet woodland floor at base of fern
	30		RT	Woodland floor in leaf litter
	31		RT	Woodland floor in leaf litter
	32		RT	Woodland floor at base of fern
	33		RT	Woodland floor in leaf litter
F5	23	4	RT	Open ground in bracken area
	24		RT	Woodland floor in hazel stool
	25		RT	Woodland floor in leaf litter
	26		RT	Woodland floor by hazel stool
G1	37	1	RT	Woodland floor in leaf litter

* SS= systematic searches, RT= radio tracking, SD= search dog

Supplementary Table S3 – Details of individual hazel dormice fitted with radio collars.

Site ref	Animal id	Sex	Age	Weight when collared (g)	Number of hibernacula built	Notes
S1	J776	Male	Adult	21	4	Moved hibernacula after handling between 2 nd and 3 rd handling event (n=3)
S1	J784	Female	Juvenile	18	0	
F2	J791	Female	Adult	19	0	
F2	J807	Male	Adult	24	2	Moved hibernaculum after handling
F4	J787	Male	Juvenile	15	0	
F4	J789	Female	Adult	24	0	
F4	J790	Male	Adult	25.5	1	Left hibernaculum on its own
F4	J778	Female	Juvenile	19	1	Left hibernaculum on its own
F4	J800	Male	Adult	26	0	
F4	J801	Male	Adult	31	0	
F4	J804	Female	Adult	20.5	0	
F4	J798	female	Juvenile	15	0	
F6	J772	Female	Juvenile	14	1	Left hibernaculum on its own
F6	J775	Male	Adult	25	2	Stayed in hibernaculum after handling
F6	J782	Female	Juvenile	14	1	Stayed in hibernaculum after handling
RS6	J771	Female	Juvenile	15	0	
RS6	J780	Female	Juvenile	17	0	Defective collar recovered
RS6	J870	Male	Adult	26.5	1	
RS6	J788	Female	Adult	28.5	1	
RS6	J793	Female	Adult	25.5	0	
RS6	J805	Male	Adult	32	0	
RS6	J808	Female	Adult	29	0	
RS6	J795	Female	Juvenile	14	0	
F5	J773	Female	Adult	20	0	Found dead
F5	J774	Male	Adult	23	2	Stayed in hibernaculum after handling
F5	J797	Male	Adult	23	2	Moved hibernaculum after handling twice
F5	J806	Female	Adult	21.5	1	Moved hibernaculum after handling
F3	J783	Male	Juvenile	18	0	
F3	J785	Male	Juvenile	13	1	Moved hibernaculum after handling
F3	J786	Female	Adult	29	0	
F3	J792	Female	Adult	28	3	Moved hibernaculum after three handling events
F3	J799	Male	Adult	21.5	1	Stayed in hibernaculum after handling